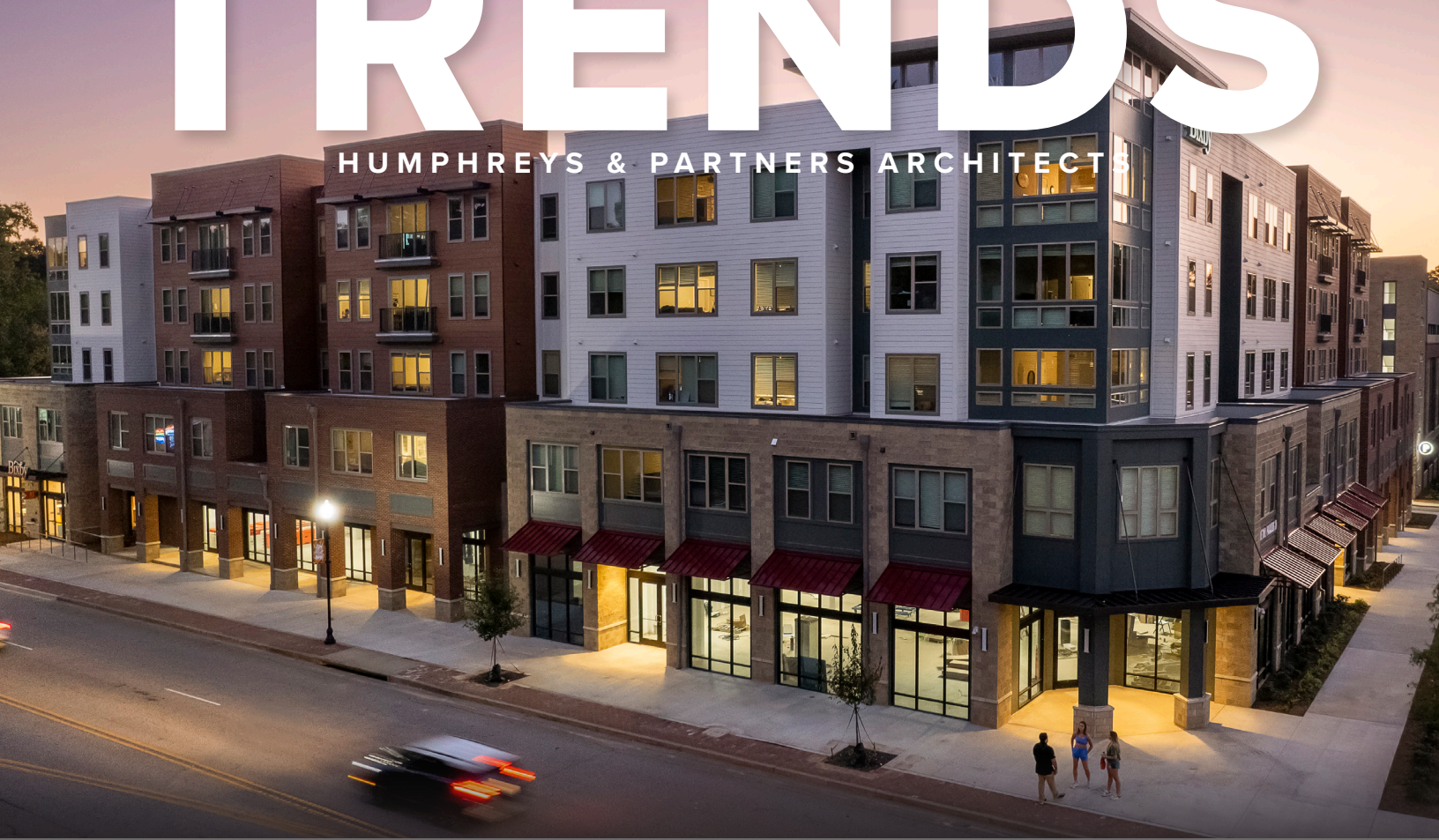


# TRENDS


HUMPHREYS &amp; PARTNERS ARCHITECTS



01

## BIXBY ON COLLEGE CLEMSON, SC

This 5-story student housing community offers 373 beds nestled on 2.5 acres all conveniently located half a mile from Clemson University. It is packed with student-focused amenities like study lounges and a resort-style pool.



01

## THE CARLTON HOUSE LUBBOCK, TX

5-story wrap  
426 beds

2.5 acres  
170 beds/ac



03

## THE JOLLY ROGER GREENVILLE, NC

7-story wrap  
804 beds


4.02 acres  
200 beds/ac





## 04 UNIVERSITY BRIDGE SWEETWATER, FL

20-story high-rise      2.59 acres  
1,087 beds              421 beds/ac



## 05 THE STANDARD AT AUSTIN AUSTIN, TX

17-story high-rise      1.34 acres  
989 beds              783.05 beds/ac



## 06 STANDARD AT BERKELEY BERKELEY, CA

8-story high-rise      0.67 acres  
622 beds              928.36 beds/ac



## 07 PARK PLACE TEMPE TEMPE, AZ

Two 5-story podiums      2.69 acres  
783 beds              290 beds/ac

### HUMPHREYS & PARTNERS ARCHITECTS


5339 Alpha Road, Suite 300  
Dallas, Texas 75240

972.701.9636  
humphreys.com

Chicago  
Costa Mesa  
Dallas  
Houston  
Montevideo  
New Orleans  
Orlando  
Scottsdale

### FULL SERVICE FIRM

Complete your project with our shared services.



INTERIOR DESIGN



hpadesigngroup.com



LANDSCAPE ARCHITECTURE



hplstudio.com



CIVIL ENGINEERING



hpcivil.com